

# WELCOME TO MIDDLE SCHOOL!

*Getting Ready for the  
transition to 6th Grade*



# Introductions

## CMS

Principal

Assistant Principal

Katherine Krivak

William McGahee, Ed.D.

## IMS

Principal

Assistant Principal

Dave Deramo

Jason Harding, D.D., Ph.D.

## MMS

Principal

Assistant Principal

Matt Buchak (Dan Swoger, Ed.D.)



# Introductions

## Special Guest Speakers:

- **Samantha (Sam)**
  - **Current 6th grade student at CMS**
- **Mrs. Minton**
  - **Sam's mother and middle school parent**
- **Levi**
  - **Current 6th grade student at CMS**
- **Mrs. Gebhardt**
  - **Levi's mother and middle school parent**



# Mission

**The MISSION of the  
North Allegheny School District  
is to prepare all students for  
success in a changing world.**



# SEL

## Social & Emotional Learning



# Middle School SEL

Anger Management & Stress Reduction

Hi!

Presented by the CMS Counselors

iHOLA!

February

Reach for the STAR!

6th Grade

7th Grade

8th Grade

Be a CMS STAR Student

Courteous

Respectful

Positive Role Model

Positive Attitude

Trustworthy

**Schoolwide Culture, Practices and Policies**

Using students' data to identify areas for **SEL** focus



Tiger Pride is thankful for...

Team Activities focusing on **Self-Awareness**

Team Activities focusing on **Self & Social Awareness**

WE ARE ALL CONNECTED


TEAM DAYS

Team Day Activities focusing on **Responsible Decision Making**

CMS Culture Club focusing on **Social Awareness**



8th Grade event focusing on **Responsible Decision Making, Self-Awareness, Relationship Skills and Self-Management**



**Authentic Partnerships** with local food bank and local chapter of Animal friends

# Characteristics of a Successful Middle School

- **Academically Challenging**
- **Developmentally Responsive**
- **Promotes Social Equity**
- **Values Connections with Students**



# Teaming in Middle School

- **PURPOSE & BENEFITS & FUNCTION:**
  - Teams of Teachers get to know your child
  - Common Planning Time for teachers to coordinate tests, set common expectations and integrate learning
  - Flexible Scheduling to allow time for special events
  - Classrooms in close proximity to develop students' independence





# Middle School Life



# Student Lockers!



# 6th Grade Classrooms



# Amazing Cafeterias

## “J. Clark’s Grille”

### Featured Daily:

- Chicken Nuggets, Chicken Tenders, Chicken Patty, Spicy Patty, Specialty Burger or Grilled Cheese (all served with Oven Fries)
- Specialty Roll w/ Salad (Ex: Pepperoni or Ham & Cheese)
- Cheese Pizza w/ Salad
- Pepperoni Pizza w/ Salad

## “Signature Entrees”

Typical Lunch Offerings -See NA Menu



## Sweet Treats

## “Sweet Treats”

Dessert Options



## “Specialty Bar”

Create Your Own Cuisine

Monday– Breakfast Bar

Tuesday– Taco Bar

Wednesday– Pasta Bar

Thursday– Taco Bar

Friday– Pasta Bar

SPECIALTY BAR



J. Clark's Grille



# 6th Grade ELA

## English Language Arts

### ■ Formerly:

- Reading (1 class) and English (1 class)

### ■ Now:

- ELA (English Language Arts (2 periods)
- Integrated English and Reading
- Blocked (2 periods)
  - Back-to-back (pd. 2 ELA & pd. 3 ELA)
  - Split (pd. 1 ELA, Pd. 2 U/A, Pd. 3 ELA)
  - Shared (pd. 1 ELA Mrs. X; pd. 9 ELA Mr. Y)


# Core Subjects on Team

- Mathematics
  - 1 period
- Science
  - 1 period
- Social Studies
  - 1 period
- ELA
  - 2 periods



# Unified Arts

9-weeks each same period



**Family &  
Consumer  
Sciences**

-----

**Art**

-----

**Technology  
Education**


-----

**Keyboarding**



# Physical Education (A or B Day)

- Same period as music
- Opposite day



## What's Different?

- More frequent
- Change for PE
- Get PE locker & shirt



# Music Arts (A or B Day)

- Same period as PE (opposite day)
- Activity Period Rehearsals
  - Band
  - Orchestra
  - Chorus
  - General Music



# Special Activities

- Team Days
- Assemblies
- Mini-Course Day
- Magazine Drive
- Talent Show
- Intramurals
- Socials
- Student Council
- Technology Student Association (TSA)
- Newspaper
- Clubs and Activities *(see schools' websites)*



# 6<sup>th</sup> Grade Student Schedule

- Students go to lockers at 8:00 a.m.
- Report to Homeroom by 8:10 a.m.
- 5 periods of academic classes
  - ELA, math, soc.studies, science
- 1 period of music/ physical education (A/B)
- 1 period of unified arts/"specials"
  - F & CS, Art, Keyboarding, and Tech. Ed.
- 30 minute Lunch
  - CMS & MMS - period 4    IMS - period 8
- C.O.R.E or Activity Period
- Dismissal at 2:58 p.m.



# MIDDLE SCHOOL BELL SCHEDULE

8:00 a.m. Opening Bell for Homeroom  
8:10 a.m. Tardy Bell to Homeroom

## C.O.R.E. SCHEDULE

(Mondays & Thursdays)

8:10 – 8:26 Homeroom (16)

8:29 – 9:14 Period 1 (45)

9:17 – 10:02 Period 2 (45)

10:05 – 10:50 Period 3 (45)

10:53 – 11:20 Period 4 (27)

(6<sup>th</sup> Gr. Lunch 10:50-11:20 30)  
(Period 4/5 10:53-11:38 45)

11:23 – 11:38 Period 5 (15)

(Period 5/6 11:23-12:08 45)

11:41 – 12:08 Period 6 (27)

(7<sup>th</sup> Gr. Lunch 11:38-12:08 30)  
(Period 6/7 11:41-12:26 45)

12:11 – 12:26 Period 7 (15)

12:29 – 12:56 Period 8 (27)

(8<sup>th</sup> Gr. Lunch 12:26-12:56 30)  
(Period 7/8 12:11-12:56 45)

12:59 – 1:44 Period 9 (45)

1:47 – 2:32 Period 10 (45)

2:32 – 2:58 C.O.R.E. Period (26)

## ACTIVITY SCHEDULE

(Tuesdays, Wednesdays & Fridays)

8:10 – 8:26 Homeroom (16)

8:29 – 9:11 Period 1 (42)

9:14 – 9:56 Period 2 (42)

9:59 – 10:41 Period 3 (42)

10:44 – 11:11 Period 4 (27)

(6<sup>th</sup> Gr. Lunch 10:41-11:11 30)  
(Period 4/5 10:44-11:26 42)

11:14 – 11:26 Period 5 (12)

(Period 5/6 11:14-11:56 42)

11:29 – 11:56 Period 6 (27)

(7<sup>th</sup> Gr. Lunch 11:26-11:56 30)  
(Period 6/7 11:29-12:11 42)

11:59 – 12:11 Period 7 (12)

12:14 – 12:41 Period 8 (27)

(8<sup>th</sup> Gr. Lunch 12:11-12:41 30)  
(Period 7/8 11:59-12:41 42)

12:44 – 1:26 Period 9 (42)

1:29 – 2:11 Period 10 (42)

2:14 – 2:58 Activity Period (44)

6th Grade  
Lunch @ IMS



# 6<sup>th</sup> Grade Schedule

A or  
B  
Day


<u>Cycle Days</u>	<u>Period</u>	<u>Course Name</u>	<u>Course-Section</u>	<u>Room</u>	<u>Teacher</u>	<u>Term</u>
1,2	00H	Homeroom	M0000 - 225	225	Hudec, [redacted]	FY
1,2	01	Art 6	M8160 - 2001	140	Birdsey, Re	9-1
1,2	01	Fam Con Sci 6	M8260 - 2001	153	Penberthy, Kate	9-2
1,2	01	Tech Ed 6	M8360 - 2001	172	Trocchio, Luke	9-3
1,2	01	Keyboarding	M8460 - 2001	120	Pomposelli, Dan	9-4
1,2	02	Acad Math - M3	M3063 - 2001	221	Dumpe, Samantha	FY
1,2	03	Soc Studies 6	M2060 - 2002	219	Mortimer, Alyssa	FY
1,2	04	Lunch 6	M9960 - 01	CAF	Staff, Unassigned	FY
1,2	05	General Science 6	M4060 - 2003	226	Ken	FY
1,2	06	General Science 6	M4060 - 2003	226	Katek, Jason	FY
1	07	Phys Ed 6	M7060 - 03	104A	Degregorio, David	FY
2	07	Chorus 6	M6360 - 1001	161	Woten, David	FY
1	08	Phys Ed 6	M7060 - 03	104A	Degregorio, David	FY
2	08	Chorus 6	M6360 - 1001	161	Woten, David	FY
1,2	09	ELA 6	M1060 - 2005	216	Thompson, Diane	FY
1,2	10	ELA 6-2	M0060 - 8205	216	Thompson, Diane	FY

9-weeks

FY= Full Year

1=A 2=B

ELA Block



# Technology-Rich Environment

- **6<sup>th</sup> Graders assigned individual iPads**
- **Interactive whiteboards in all rooms**
- **Laptop Carts at each middle school**
- **Classroom sets of keyboards for iPads**
- **Spheros**
- **Green Screens and Television Production Studio**
- **Blackboard Learning Management**



# Tyler Student Information System



## North Allegheny School District

User Name:

Password:

[Forgot your password?](#)



Login



# Tyler Dashboard



Student name and Picture will appear here

Announcements

A black megaphone icon on a light blue background.

Assignments

An icon of three books on a light gray background.

Calendar  
Tuesday, April 25

---

Wednesday, April 26

Health

A black icon of a heart with a plus sign inside, on a light gray background.

Notification Preferences

A black icon of a triangle with an exclamation mark inside, on a light gray background.

Student Documents

A black icon of a folder, on a light gray background.

Send Email

A black icon of an envelope, on a light green background.

Student Details

A black icon of a person's silhouette, on a light blue background.

Course Schedule

A black icon of a calendar grid, on a light green background.

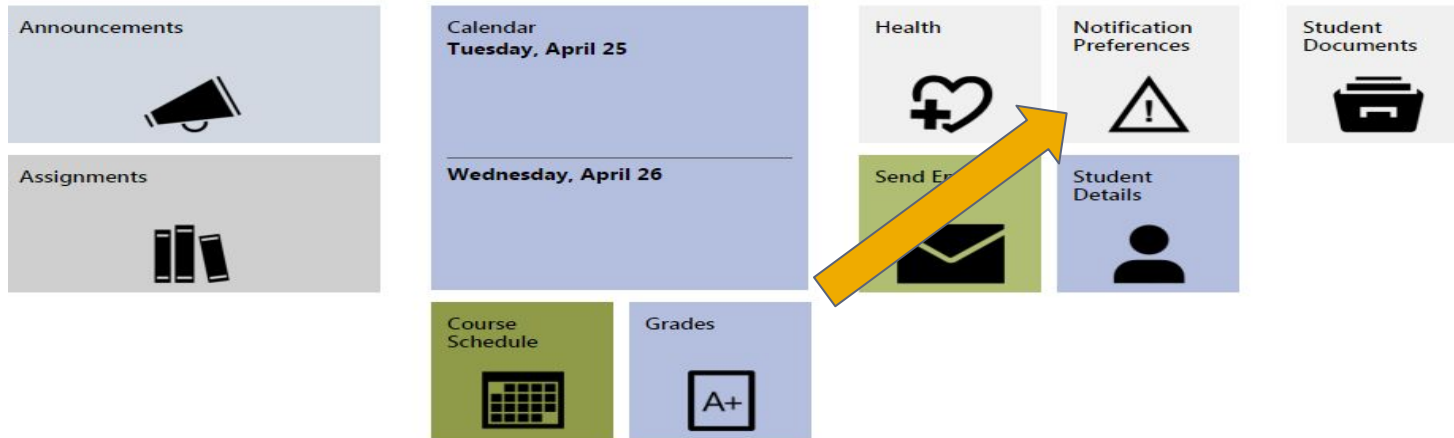
Grades

A black icon of a white box containing the text 'A+', on a light blue background.

- **Grades**
- **Attendance**
- **Schedule**



# Parent Portal: Setting Notifications



## Grades

Weekly ▼ If student received a score lower than  on an assignment

Daily ▼ If student's marking period score falls below

Not Subscribed ▼ If student received a score higher than  on an assignment

Not Subscribed ▼ If student is missing an assignment score

# 6<sup>th</sup> Grade Sample Report Card

**NORTH LEGHENY SCHOOL DISTRICT  
REPORT CARD  
3RD NINE WEEKS**

2016-2017

Grade: 06

Course Name	MP1	MP2	MP3	MP4	Final	Comments
TECH ED 6			92/A		A	
ART 6	98/A				A	
FAM CON SCI 6		98/A			A	
ORCHESTRA 6		99/A	95/A			
PHYS ED 6		99/A	100/A			
READING 6	99/A	97/A	100/A			
GENERAL SCIENCE 6	97/A	95/A	98/A			
SOC STUDIES 6	99/A	98/A	98/A			
ADV MATH - M4	99/A	99/A	99/A			
ENGLISH 6	99/A	100/A	99/A			
<b>DAYS ABSENT</b>	<b>0.00</b>	<b>0.00</b>	<b>0.00</b>			

# Blackboard

- Web-based learning management system
- Used in grades 6 through 12
- Includes instructional materials for every unit of instruction, calendars, assignments, and other resources.
- Interactive tool
- Parents have a unique log in to to view many of these resources available to students.



# Blackboard Access

<https://northallegheny.blackboard.com>



The image shows a Blackboard login interface. At the top, the text "Blackboard learn+" is displayed in a large, dark font. Below this, there are two input fields. The first is labeled "USERNAME:" and contains the text "Parent contact email address". The second is labeled "PASSWORD:" and contains the text "mmddyyy". A red arrow points from the "PASSWORD:" label to the "mmddyyy" text. Below the password field is a "Login" button. To the right of the password field, there is a red-bordered box containing the text "Full birth date of your oldest child attending NA".

**Blackboard**  
learn<sup>+</sup>

USERNAME:

PASSWORD:

Login

Full birth date of your oldest child attending NA



# Blackboard Class List

## My Announcements

*No Institution Announcements have been posted in the last 7 days.*

16-17 CMS Orchestra

▸ Chamber Orchestra Rehearsals

[more announcements...](#)

## My Classes

Classes in which Tim Berners-Lee is enrolled:

000H-AB - Homeroom (FY)

001-AB - Soc Studies 6 (FY)

003-AB - Adv Math - M4 (FY)

005/006-A - Orchestra 6 (FY)

Announcements:

▸ Chamber Orchestra Rehearsals

007/008-AB - English 6 (FY)

002-AB - General Science 6 (FY)

005/006-B - Phys Ed 6 (FY)

010-AB - Reading 6 (FY)

CMS Library 6

Middle School Technology Resources

NA's Five Ways to Blend Your Class with Blackboard

Agenda ←

Class Content ←

Class Information

Teacher Contact

FID (Flexible Instruction Day) Folder

My Planner ←

Announcements

Collaborate

Bb Tools

TigerID

NA Tech Service Desk

Google Meet

NA Tech Service Desk

**Class Management**

**Control Panel**

Content Collection

Class Tools

Evaluation

Grade Center

Users and Groups

Customization

Packages and Utilities

Help

### 3 main items on each class's Bb page:

**Agenda** - Weekly Agenda for the class  
**Class Content** = Where you find all handouts, PPTs, videos, all class resources, etc.

**My Planner:** Calendar bringing all classes together to see HW in one place

navigate Blackboard for Mrs. Mortimer's Social Studies class!



## WEEK OF 5/9 - 5/13

**Remember... You should not work ahead!**

**Learning Target(s)/Goal(s):** Students will understand how economics plays a role in how the world interacts.

	Learning Activities	Assignments
<b>Monday - A Day</b>	<ol style="list-style-type: none"> <li>Attendance</li> <li>Discuss Learning Goal(s)/Agenda/Homework Assignment</li> <li>Video Clip: <a href="#">Gross Domestic Product</a> (3:30)</li> <li>Discuss: <a href="#">Developed and Developing Countries</a></li> <li>Complete: <a href="#">Notes/Skeletal Note Guide</a> (Module 5 Packet packet pgs. 15 - 16 (Government and Public Goods/Economic Activities and Development))</li> <li>Complete Quick Check on Module 5 Packet pg. 16</li> <li>Quizzz: <a href="#">Levels of Economic Industry</a> (20 questions)</li> </ol>	<p>Click <a href="#">HERE</a> if you finish your work early!</p>
<b>Tuesday - B Day</b>	<ol style="list-style-type: none"> <li>Attendance</li> <li>Discuss Learning Goal(s)/Agenda/Homework Assignment</li> <li>Complete Lesson 2 Interactive Reader/Study Guide (Module 5 Packet pgs. 17 - 19)</li> <li>Complete Quizzz: <a href="#">Module 5 Lesson 2</a> (20 questions)</li> <li>Complete <a href="#">Module 5 Lesson 2 Review</a> <b>DUE DURING YOUR CLASS PERIOD TODAY!</b></li> <li>Complete: Use the <a href="#">Module 5 Study Guide</a> to highlight important vocabulary and concepts for Lesson 2 in your Module 5 Packet.</li> </ol>	<p>Click <a href="#">HERE</a> if you finish your work early!</p>
<b>Wednesday - A Day</b>	<ol style="list-style-type: none"> <li>Attendance</li> <li>Discuss Learning Goal(s)/Agenda/Homework Assignment</li> <li>Complete Lesson 3 Lesson Opener (Module 5 Packet pg. 20)</li> <li>Complete <a href="#">Module 5 Lesson 3 Vocabulary</a> (Module 5 Packet pg. 4)</li> <li>BrainPop: <a href="#">Money</a> (5:14)</li> <li>Quizzz: <a href="#">Money Money Money</a> (20 questions)</li> </ol>	<ol style="list-style-type: none"> <li>Read Module 5 Textbook pg. 173 - 176 (Purposes of Money/Banks and the Economy) for Thurs. 5/12</li> </ol>

# My Planner (Bb)



**Calendar**

April 2017

Su Mo Tu We Th Fr Sa

						1
2	3	4	5	6	7	8
9	10	11	12	13	14	15
16	17	18	19	20	21	22
23	24	25	26	27	28	29
30						

CALENDARS

Institution

000H-AB - Homeroom (FY)

Today < > April 2017

SUN	MON	TUE	WED	THU	FRI	SAT
26	27	28	29	30	31	1
Reading Assignment						
Social Studies Assignment						
English Homework-J. Heac	Reading Assignment	English Homework-J. Heac	Team Day	No School		
Science homework: Chapt	English Homework-J. Heac	Science homework: NONE	Science homework: NONE	Science homework: NONE		
12p Math M4 - Mrs. Goodr	Science homework: NONE	12p Math - M4 Mrs. Goodr	12p Math M4 - Mrs. Goodr			
	12p Math M4 - Mrs. Goodr					
2	3	4	5	6	7	8
Reading Assignment						
Social Studies Assignment						
English Homework-J. Heac	English Homework-J. Heac	English Homework-J. Heac	English Homework-J. Heac	English Homework-J. Heac	English Homework-J. Heac	
Science homework: NONE	Science homework: NONE	Science homework: NONE	Science homework: NONE	Science homework: NONE	Science homework: NONE	
12p Math M4 - Mrs. Goodr	12p Math M4 - Mrs. Goodr	12p Math M4 - Mrs. Goodr	12p Math M4 - Mrs. Goodr	12p Math M4 - Mrs. Goodr	12p Math M4 - Mrs. Goodr	
9	10	11	12	13	14	15
Reading Assignment						
Social Studies Assignment						
English Homework-J. Heac	Reading Assignment	Reading Assignment	English Homework-J. Heac	Spring Break		
Science homework: Compl	English Homework-J. Heac	English Homework-J. Heac	Science homework: Compl	Science homework: Compl		

# Blackboard Help



Educational Technology

Online Textbook Resources

Online Textbook - Middle Level Fall 2016

Online Textbook Resources - Elementary Level Fall 2016

Blackboard for Parents

Logging in to the Parent View of Blackboard Learn

Changing the Parent View Password in Blackboard Learn

Viewing Multiple Children in the Same Family

Navigating Parent View of Blackboard



## Blackboard

### Blackboard Learn for Parents

We are excited to release the parent view feature of Blackboard Learn to parents of students in grades 6 through 12. Blackboard is a web-based learning management system that your child(ren) have been using to access class content, calendars, assignments, and other resources. As a parent/guardian you will be able to view many of these resources available to your child(ren).

Our teachers have been making use of Blackboard as both a classroom instructional tool and as a means to share class information. Teachers have been utilizing many features of Blackboard and posting class content, announcements, and homework assignments. As a parent/guardian, you will be able to have view-only access to these same resources. Blackboard also provides numerous opportunities for students to collaborate through discussion boards, wikis, and blogs. These collaborative features are not accessible to parents/guardians to protect student privacy of academic work. The gradebook feature of Blackboard is not accessible to parents/guardians. Please use the Parent Tyler Portal as you have in the past.

#### What is Blackboard Learn?

Blackboard Learn is a web-based teaching and learning environment which enables teachers to build





# Blackboard Help



**NORTH ALLEGHENY** SCHOOL DISTRICT

Middle School Parent

My NASD

Classes

Help

## Blackboard Student Help



[Help.blackboard.com](https://help.blackboard.com) is a one-stop website for students (and parents) to learn how to use Blackboard. Click the image to the left to access the site.



**Getting Started with Blackboard and Using Tools:** Find how-to resources for the Blackboard basics and how to participate in your Blackboard classes. Click the image to the left to access the site

# iPad Devices-Educational Tools

## Developing a Routine

- Charge it at home at night
- Bring it every day
- Treat it the like a textbook
- The student sticker must be visible
- Follow teacher direction on when to use it:  
“Apples Up”
- Use it thoughtfully in consideration of others



# Personal Electronic Devices



- **Personal electronic devices not to be used in any area of the school during the school day.**
- **Turned off and stored in the student's locker.**
- **Earbuds, headphones only when instructed by a teacher (not in hallways, gym, cafeteria, etc.)**
- **Not to be used for:**
  - **taking, storing, disseminating, transferring, viewing, showing or sharing inappropriate pictures, videos, or other content**
  - **the purpose of cheating, bullying, intimidating, or harassing**

# Parent Involvement

- **Get Clearances Early!**
- **Parent Coffee**
- **Open House**
- **Field Trips**
- **Chaperones for Concerts**
- **Special Events**
- **Ticket Sales**
- **Library Help**



# Volunteer Clearance Policy

Please visit the North Allegheny Website for more information

The screenshot shows the North Allegheny School District website. The top navigation bar includes links for District Home, Select a School..., Sign In, Student Data Portal, and Report Error. Below this is a secondary menu with Home, About the District, Academics, Administration, Arts, Athletics, Calendars, Community, and School Board. The main header features the NA logo and the text "North Allegheny SCHOOL DISTRICT" with the address "203 Hillvue Lane Pittsburgh, PA 15237-5391-412-356-2100".

The page content is titled "North Allegheny School District Volunteer Clearance Policy & Protocols". It includes a search bar and a sidebar with links to "Volunteer Clearance Policy & Protocols", "Volunteer Clearance Policy & Protocols", "Get Cleared - Volunteer Video", "Volunteer Clearance FAQ", "What Clearances Do Volunteers Need?", "Obtaining Clearances", "Submitting Clearances to NASD", "How Will NASD Manage the Clearance Database?", "Act 153", and "Volunteer Clearance Policy".

The main text explains that the PA House passed Act 153 of 2014 into law on October 22, 2014, which takes effect for the 2015-2016 school year. It states that this law applies to employees and unpaid volunteers responsible for the welfare of a child or have direct contact with children. It notes that while many community-based programs and religiously-affiliated organizations have long required background checks, this law provides a specific directive on the timing and type of background checks now required.

The North Allegheny School Board passed the Volunteer Clearance Policy in April 2015. The policy identifies three types of school volunteers, listed below:

- Independent Volunteers** – Any volunteer who 1) works under the general direction and supervision of an adult employed by the District; and 2) provides direct services to students or may, from time to time, have or may be reasonably expected to have unsupervised contact with students. Examples of Independent Volunteers include, but are not limited to: volunteer tutors, classroom center volunteers and chaperones for field trips.
- Assistive Volunteers** – Any volunteer who 1) works directly under the supervision and direction of an adult employed by the District; and 2) does not provide direct services to students or have unsupervised contact with students. Examples of Assistive Volunteers include, but are not limited to: homeroom parents, individuals who assist with school activities and holiday parties.
- Classroom Presentation Volunteers** – Any individual who volunteers to present during a classroom lesson or school activity and is under the direct supervision of a classroom teacher or administrator during the entirety of the presentation. These volunteer opportunities are typically one-time events. Examples of Classroom Presentation Volunteers include, but are not limited to: Guest Speakers, Mystery Readers, TAG volunteers and College Admission Career Day volunteers. Elementary Field Day volunteers may fall into this category provided they are under the guidance of and directly observed by a classroom teacher or administrator throughout the event.

Individuals at North Allegheny will not be permitted to serve as an independent or assistive volunteer unless they have submitted the appropriate clearances. Independent and assistive volunteers will be required to have two current and valid PA clearances and one FBI clearance on file with the School District in order to volunteer after July 1, 2015.



# Middle Level Parent Coffee

This parent organization is open to all middle level parents. The purpose is to share information and work together to create excellent middle level school experiences



Carson Parent Coffee  
Ingomar Parent Coffee  
Marshall Parent Coffee



Watch for Dates and Times for each middle school on the NASD Activities Calendar and in our weekly newsletter

# Positive Decision-Making

- Educate Students on RESPECT
  - Responsibility
  - Education
  - Self
  - Parent
  - Each Other
  - Citizenship
  - Teachers
- Bully Prevention/Harassment
- Code of Conduct/Consequences
- Communicate High Expectations
- Healthy Lifestyle



# Student Handbook & NASD Code of Conduct


FOCUS 2020:  
Information on the  
1:1 iPad Initiative  
for 6th Grade

Welcome to FOCUS 2020:  
Preparing NA for a  
Changing World.

READ MORE



Click here for  
info on the 1:1  
iPad initiative



## QUICK LINKS



### CLOSING/DELAYS EMERGENCY ANNOUNCEMENTS

Code of Conduct

Student Handbook 2015-  
2016

## HEADLINES AND FEATURES

READ ALL

Code of Conduct  
and website today!

Student Handbook

TSA State Conference  
Seven Springs  
Results

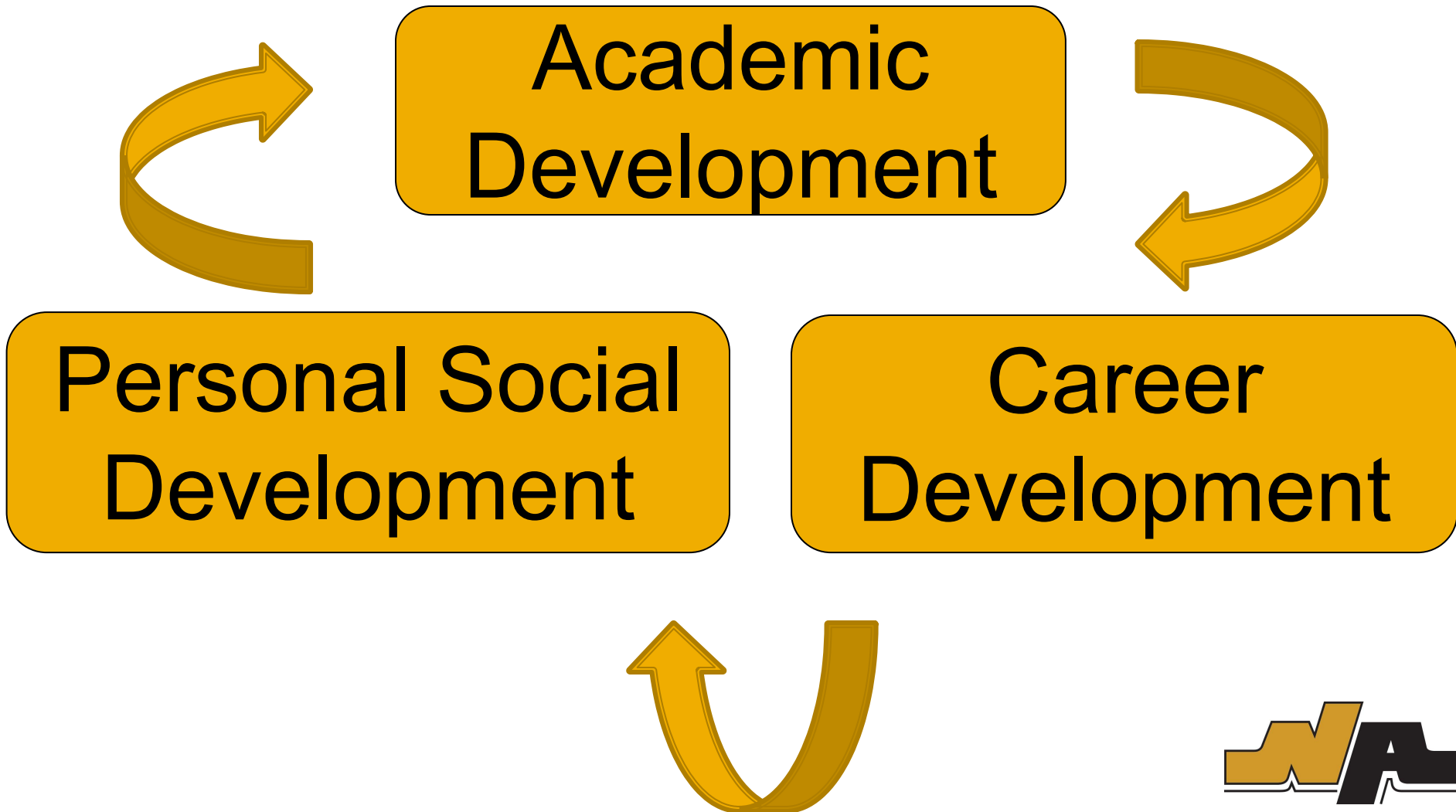


IMS Team Wins Fluid  
Power Challenge





# School Counseling Services



# Student Assistance Team

Trained teachers work with **individual** students and their parents when issues arise that may put students at risk or interfere with their success at school.

Students are referred if concerns arise about changes in behavior or attitude, the appearance of at risk behaviors, or other difficulties that seem likely to interfere with the student's success at school.

Parent approval is necessary for participation.



# Successful Academic Habits

## Organization of Materials

- *Academic locker*

## Keeping Track of Upcoming Academic Tasks

- *Monitoring use of assignment book, Blackboard*

## Homework

- *Schedule to complete at the same time, same place each night*
- *Check each night, even if “I finished it at school”*

# Successful Academic Habits

## Monitor Electronics Usage

- ***Recommend charging in family area instead of the bedroom***
- ***School iPads should be used for student learning***



# What can I do to help my child succeed in middle school?

- **Develop a consistent routine for home on school nights**
  - HW time, fun/play time, getting prepared for tomorrow, charging iPad, etc.
- **Develop a consistent routine for each morning**
- **Look at Blackboard classes to know what is coming up**
- **Become familiar with each teacher's Bb page for information, lesson materials, and resources**
- **Read the morning announcements so you know what is going on at school and can discuss with your child**
- **Have a set place for HW at home with calendar for your child**
- **Clean out backpack and binders 1 time/week**




# MIDDLE SCHOOL...

## *A time for growth!*

- Cognitive
- Social
- Emotional
- Physical



# Welcome to Middle School



**Look for emails and communications beginning in early August leading up to the first day of middle school!**

